















2011 NSLB Summer Institute Lesson Plan Template

Name: Tierra Evans	Name of Unit: Human Body	Date: June 27, 2011	Grade Level: 4th
Objective(s)	Procedures	Materials	Evaluation
<p>  The student will define vocabulary terms relative to the human body systems.  The student will create a vocabulary glossary using Microsoft Word.  The student will apply basic formatting attributes to the vocabulary glossary.  The student will inset graphics into the vocabulary glossary.  The student will use the Internet/Microsoft Clip Art Gallery to obtain images/graphics. DOK 3 </p>	<p> Anticipatory Set The teacher will begin the class by telling the students that they are about to begin their unit on the human body systems. The teacher will divide the class into groups and give them an envelope with human body systems and functions. As a group, they will match up the functions with the appropriate human body system. The teacher will review the answers for the activity. Work Period The teacher will begin the lesson by polling a series of questions to the class. The teacher will display a chart on the Promethean Board or a transparency (with an overhead) and have the students write the answer in the appropriate column in the chart. The teacher will then guide the students as they complete the assignment. The teacher will demonstrate how to insert a table within a Word document. </p>	<p>  Computers with Internet Access and a networked printer  Microsoft Word  Instructional Handouts with screenshots Online Websites  http://www.kidskonnnect.com/subject-index/31-health/337-human-body.html  www.primaryresources.co.uk  http://rubistar.4teachers.org/  http://www.startlocal.in/article/educational_articles_a_childrens_guide_to_the_human_body.html  http://www.childrenfirst.nhs.uk/kids/hospital/dictionary/ </p>	<p>  The teacher will use a rubric to assess the vocabulary glossary. </p>

2011 NSLB Summer Institute Lesson Plan Template

The teacher will give the students a list of terms to include in their vocabulary glossary.

The teacher will show the student how to insert a graphic/clip art image into the graphic column.

The teacher will assess the glossary using a teacher generated rubric.

The student will participate in the question and answer activity.

The student will participate in the activity where they have to categorize body systems and body parts.

The student will compose a vocabulary glossary using the online dictionary at the following website
<http://www.childrenfirst.nhs.uk/kids/hospital/dictionary/>

Conclusion:

The teacher will assist the students as they need help.

The teacher will review all concepts covered.

The student will participate in the review activity.